



picture of home

Home Name:

Architectural Style:

Dream Home Final

Name:

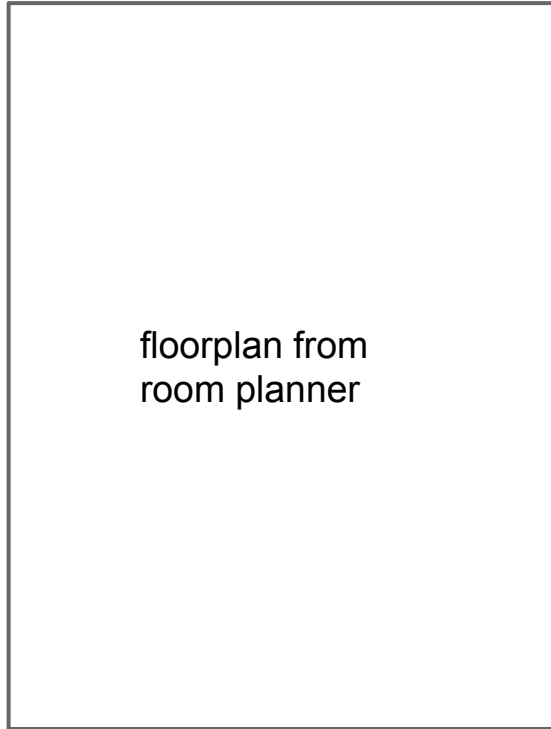
Period:

Room 1:

Room 2:

Room 3:

Room 1: _____



Color Scheme:



color:



color:


Furniture




Lighting



4 accessories



Room 1:



Window Treatment



Flooring

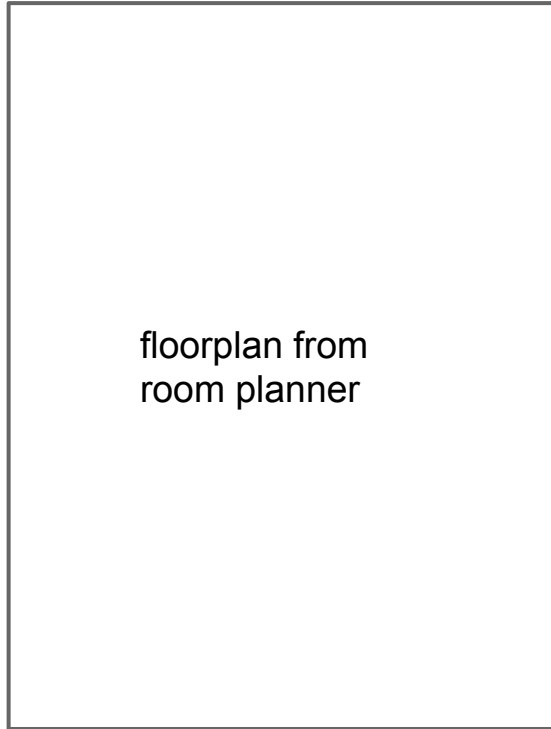


Wall Treatment



Don't forget to label every picture!

Room 2: _____



Color Scheme:




color:




color:


Furniture




Lighting



4 accessories



Room 2:



Window Treatment



Flooring

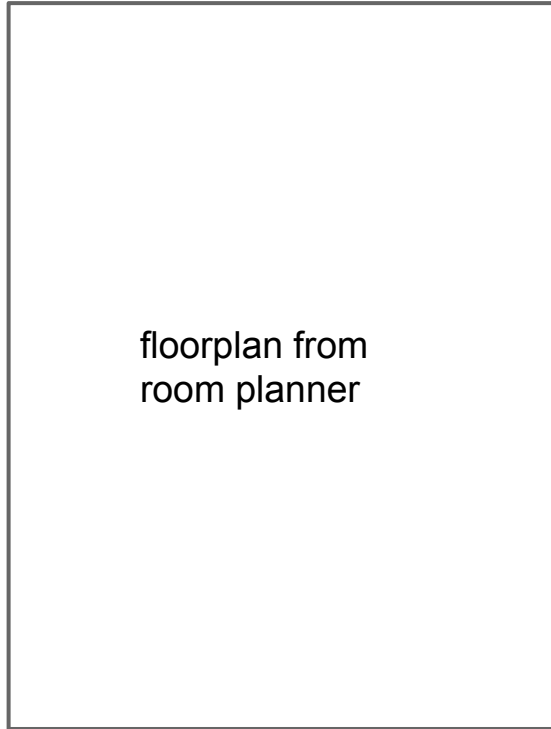


Wall Treatment



Don't forget to label every picture!

Room 3: _____



Color Scheme:




color:



color:


Furniture



Lighting



4 accessories



Room 3:



Window Treatment



Flooring



Wall Treatment



Don't forget to label every picture!

Written Explanation

The student will write a 4 paragraph essay explaining their choices. The student will discuss the not only what is shown on the slides, but also the reasoning behind the choice. What is the client's personal style? How do the choices fit into the client's personal style? How will each room be used and how will the choices benefit and fit with the use of the room. You **MUST** use at least 3 principles and elements of design each paragraph. **UNDERLINE** the vocab words you use.

Example:

Paragraph one introduce the Client and his/her style.

Paragraph two describe your choices and reasons for Room 1.

Paragraph three describe your choices and reasons for the Room 2

Paragraph four describe your choices and reason for the Room 3.